

Technical Data Sheet

Traxite Colourfine Decorative Coating System



DESCRIPTION:

Traxite Colourfine is an in-situ, trowel applied, attractive, coloured natural quartz stone floor finish. Once applied and cured the Traxite Colourfine in selected design and colour becomes an integral part of the building structure.

Traxite Colourfine is a virtually seamless, liquid applied floor topping system and is not installed in tile form.



Traxite Colourfine is dimensionally stable and as such control joints are only required where appropriate for the substrate.

TYPICAL FEATURES | BENEFITS:



- Epoxy based resin gives excellent concrete penetration and adhesion.
- Very good abrasion and scuff resistance.
- Tolerant of application to a slightly damp surface.
- Excellent adhesion to properly prepared substrates.
- Easily cleaned.
- Excellent slip resistance.
- Cured Film is non-toxic.
- Not moisture permeable.
- Colour: Available in a wide range of colours.
- Attractive Surface Finish
- Clear coat finish options - medium gloss & high gloss option

**** Use Rapidcote Clear Finish Option for Fast Return to Service****



COLOURS:

A range of colours may be obtained by various colour blends

The colours above are suggestions only and is not limited to a range of "pre-blended" colours

To view colours in larger format: [Refer: Traxite Colourfine Colour Chart](#)

PERFORMANCE DATA:

Properties		Values	
Minimum Thickness:		3mm	
Minimum Application Temperature: Air		+10°C	
Maximum Application Relative Humidity: Air		85%	
In-service temperatures - wet : on fully cured system		4mm -10 to +60°C	
Chemical Resistance: ~ Revathane Glaze ~ Rapidcote		<i>Refer: Chemical Resistance on Technical Data</i>	
Critical Radiant Flux:		5.1 K/m ²	
Adhesion to correctly prepared substrate:		1.5MPa minimum – Concrete Failure GB2567-2008. 2.77(KJ/m ²). - Concrete failure	
Heat resistant:		+60°C	
Slip resistance		R12	
Moisture absorption: ASTM D570-63		0.04%	
Weight per m ²		4mm - 8.8 kgs	
Hard Dry: Ready for Topcoats. ~ Surecote System 500		+20°C ~ 50%RH	12+ hours
Light Foot Traffic: <i>Finished System</i>		~ Revathane Glaze ~ Rapidcote	+20°C ~ 75%RH 24 hours +20°C ~ 50%RH
Full Use: <i>Finished System</i>		~ Revathane Glaze ~ Rapidcote	+20°C ~ 75%RH 7 days +20°C ~ 50%RH 24 hours
Recoat:		~ Revathane Glaze	+20°C ~ 75%RH 6 hours 18 hours <i>After this time: Refer: Re-glaze Technical Literature</i>
		~ Rapidcote	+20°C ~ 50%RH 1 hour 48 hours <i>After this time: Mechanical Abrasion</i>

RECOMMENDED USES:

- Ablution areas.
- Bars and Restaurants
- Fire Stations
- Shops
- Aquatic Centres
- Entry Foyers
- Sports Changing Facilities
- Showrooms

LIMITATIONS:

- Application below +10°C.
- Application to green (uncured) concrete. Allow 28 days.
*** Will tolerate damp concrete***
- Application to unsound substrates.
- Application to incorrectly prepared surface.

TRAXITE COLOURFINE SURFACE | NON-SLIP FINISH:

allnex rating	Description	CF Rating	SRV Rating	R Rating	Examples	Topcoat Requirements	
	Installation Type	NZ/AS 3661.1 1993	AS/NZS 4586		Completely homogeneous floor areas	Number of coats	Spread Rate per litre
NR3.A	Medium duty non-slip: Surecote System 500 Resin System with Quartzzite decorative non-slip aggregate broadcast into the wet resin. Followed by the chosen Topcoat system.	0.63	57	R12	Aquatic Centres. Sports Changing Facilities. Ablution areas. Bars and Restaurants.	2 1 st Coat 2 nd Coat	2.0m ² 4.0m ²

SUBSTRATE: – Preparation

All substrates shall be stable and solid.

Note

The ability of new or existing floors to take the loads as a result of the allnex Traxite Colourfine must be checked prior to installing. All control joints junction cracks in the substrate etc. are to be properly treated.

CONCRETE:

Shall have a surface which has been mechanically trowelled to AS3610:1995 U3/NZ/3114:1987U3 finish.

A minimum compressive strength of 25MPa at 28 days cure.

A minimum of 28 days prior to the installation of Traxite Colourfine.

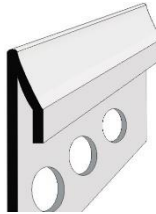
The moisture content shall be less than 75% RH. *(Refer allnex Bulletin on application options for wet or uncured concrete).*

PLYWOOD | FIBRECEMENT

Refer: Traxite Colourfine Specification

COVE TOPS:

Install allnex cove upper termination metal strips: **5.2mm or 9.2mm rebated strip.***(Refer: Typical Resin Flooring Details Document)*



Cove Strip 5.2mm



Cove Strip Rebated 9.2mm

If the coving strip cannot be used refer to the Resin Flooring Details Document for options.

RESIN FLOORING DETAILS

Refer: Typical Resin Flooring Details Document

FALLS TO WASTES:

STZ prefill system (for adding falls, slope modification and floor angles).

Types: *Refer: STZ Prefill Technical Literature.*

The falls must be specified pre-tender. *(Traxite Colourfine is 3-4mm thick and prefill may involve significant extra materials).*

The quantities of materials required to raise the floor height at wall perimeters is often underestimated.

To do this may involve significant extra costs and should be discussed and agreed.

It is a very common for STZ prefill system to be used under Traxite Colourfine to create falls to drains and other filling applications.

Normally for new work falls are laid in the concrete and fall to drains.

However; in refurbishment situations the drains and falls are incorrect. Sometimes new drains are installed.

The Prefill can be installed to any thickness to create falls.

If the project is a food processing facility, ensure that your requirements fall within the guidelines of current legislation.

Floor Fall Definitions	
1:50	Liquids will free run to drainage
1:80	Liquids will migrate to drainage
1:100	Some ponding of liquids will occur, squeegee to drainage will be required.

JOINTS:

All concrete control and construction joints should be carried through the Traxite Colourfine.

Jointing Options	
Control Construction Joints	Cold Joints Non-Movement Joints
allnex K130 or allnex Sabre Seal SMP60	allnex K130 or allnex Sabre Seal SMP60

QUALITY ASSURANCE:

The allnex Approved Applicator shall ensure all QA checks have been undertaken prior to the installation process and subsequently during the installation process. The completed documentation must be made available to allnex and the client/clients authorised personnel. The product is to be installed within the required control range to ensure a fully cured hard wearing monolithic floor coating system. Information to be recorded daily is:

- Concrete sub-base or prefill mix.
- Sequence of mixing, ratios and quantities and formula.
- Ambient temperature | Ambient relative humidity.
- Material batch numbers used.
- Substrate moisture content & Substrate temperature.
- Daily detail of licenced contractors on-site.

CLEANING & MAINTENANCE:

Cleaning:

Refer: Cleaning Maintenance Document

Repairs:

Can be undertaken with further new Traxite Colourfine.

Resurfacing:

Can be undertaken with further new Traxite Colourfine.

Refer: allnex Construction Products for specific advice.

FIXING OF PLANT AND MACHINERY:

Mechanical fixings into the substrate must be resin fixed. This is to ensure that there is no water migration into the substrate. Conventional expanding plugs, screws or anchors are not an acceptable fixing method.

PRODUCER STATEMENT:

allnex Construction Products state that:-

Traxite Colourfine is compliant with:

- HACCP International Certification.
- E3 Internal water 3.1.1e.
- D1 (Access routes / slip resistance wet & dry).
- Complies with CLEANROOM and controlled environment:-AS/NZS ISO 14644.4: 2002 section E.2.1.4 Floors:-
 - That the floor shall be non-porous, slip resistant, abrasion resistant and resistant to chemicals.
 - That they shall support static and dynamic loads.
 - Complies with fire ratings.

HEALTH & SAFETY: Refer: safety data sheets (SDS).

- Applicators are to comply with all current legislation when using this product.

Date: September 2021

Replaces: March 2021

Allnex Construction Products, a Division of Allnex New Zealand Ltd

Auckland - 14 Industry Road, Penrose, phone: 09-583-6544.

Hamilton - 18 Somerset Street, Frankton, phone: 07-847-8658.

Wellington - Unit 9A, 4 Glover Street, Ngauranga Gorge, phone: 04-240-0305.

Christchurch - 112 Carlyle Street, Sydenham, phone: 03-366-6802.

Customer Service: 0508-882-288 cs.constructionnz@allnex.com

www.allnexconstruction.com



DISCLAIMER: This information appearing in this Document (Details) concerning the product which is the subject of the Document (Product) is either based on present technical knowledge and tests done by allnex or tests done by, and data supplied from third parties including you, the customer. Since the actual use by you and by others of the Product is beyond the control of allnex, no warranty or representation, express or implied is made by allnex regarding the suitability for such use, nor does allnex accept any liability arising out of the use by you of other products or materials, whether third party or not, that may be referred to in this Document. allnex recommends that you carry out your own tests as to the suitability of the Product for your purpose, regarding which you accept full responsibility. In addition, if any of the Details appearing in the Document are based upon tests done by, and/or data supplied by any third party, allnex provides no warranties or representations in connection with those Details and you, the customer waives any right you may have against allnex in connection with the accuracy, completeness or otherwise of the Details. The information in this Document is not to be construed as absolutely complete or accurate since additional information may be necessary or desirable when particular or exceptional conditions or circumstances exist or because of applicable laws or government regulations affecting use of the Product. allnex does not provide any warranty or representation to you that the Product does not infringe the intellectual property rights of any third party. All orders accepted shall be subject to the standard conditions of sale of allnex which are on the back of our invoice. In accepting the Product, you, the customer acknowledge and agree: a.) The Product is or may be of a hazardous nature and that you, the customer, are responsible for the disposal of the container housing the Product in accordance with the requirements and regulations of the relevant supervising government. b.) The Product has a limited shelf life and must be stored strictly in accordance with the guidelines and specifications related to it. c.) Where the Details relate to Product tested by allnex, those Details are indicative only, regarding which there may be batch to batch variation. d.) allnex gives no warranty or representation as to the applicability for the particular use by you, the customer, of the Product and you the customer shall be responsible for ensuring that the Product is fit for your intended use. e.) allnex's liability for breach of any term, condition, guarantee or warranty (express or implied and concerning the information in this Document or the Product more generally) including any liability for direct or indirect consequential loss (including indirect loss of profits), is limited to the maximum extent permitted by law and, at allnex's election, to either replacing or repairing the goods or paying the cost of replacing or repairing the goods, or in the case of services, supplying the services again.